



GFX-600 6 OPzS 600



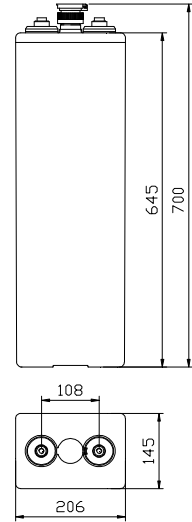
Application:

- Solar and wind power system
- Electric power, nuclear power
- Telecommunication
- UPS
- Marine

Features of performance application

- ✚ Designed service life of 22 years
- ✚ Supplement water period is 0.25-1 year (normal) 1-2 year (choose water content recombination valve)
- ✚ High cycle service life
- ✚ Wide operation temperature range
- ✚ Excellent deep cycle performance
- ✚ Superior low current discharge performance
- ✚ Better safety performance and reliability
- ✚ Modular and installation design
- ✚ Performance/price ratio is high and yearly operating cost is low
- ✚ Environmental friendly

Rated voltage	2 V
Capacity@ 25°C(77°F)	600Ah @ 10hr to 1.80V per cell
Weight	Without electrolyte: about 34 kg (74.8 lb) With electrolyte: about 46 kg (101.2 lb)
electrolyte density (charged)	1.240±0.01g/cm3 (20°C) (68°F)
Reference internal resistance (charged)	About 0.44mΩ@ 25°C(77°F)
Short-circuit current	About 4409A (0.1S reference value)
Max discharge current	1800A (5sec)
Self-discharge	< 10% 90 days @ 25°C (77°F)
Temperature range	Application: -20°C ~ 50°C(-4°F ~ 122°F) Storage: 0°C~20°C(32°F~68°F) Recommendation: 20°C~25°C(68°F~77°F)
Max charge current	90A
Charge voltage @ 25°C(77°F)	Float charge: 2.23V, average charge: 2.35V Temperature compensation factor: -3 mV/°C
Terminal output	M10 copper terminal (HPb59-1)



Execution standard:

IEC60896-11 DIN40736
BS EN 61427-2002
GB/T13337.1

Q/321284KCC 03-2006

Authentication and certificate:

Certificate of Qualification on Perfecting Measurement & Measuring System

GB/T19022-2003

ISO10012:2003、IDT

Quality Management System

Authentication

GB/T19001-2000

NO.03006Q10002R0M-2

Environmental Management System

Authentication

ISO 14001:2004

NO.010607E2024R1M-2

Occupational Health Management

System Authentication

GB/T28001-2001

NO.010607S10147R0M-2

CE authentication

EN 61000-6-3:2001+A11:2004

EN 61000-6-1:2001

National Industrial Product Production

License

XK06-044-00012

Structure features of Shuangdeng GFX series acid-proof stationary battery:

- Plate: positive plate adopts tubular type plate which can effectively prevent active substance falling, positive plate frame is made of complex alloy, the alloy crystal particle is tiny and dense, the corrosion-resisting performance is good and service life is long. The negative plate adopts pasted plate, grid adopts radiated structure, which enhances utilization ratio of active substance and discharge capability of strong current; moreover, the charge reception capability is strong.
- Battery case: adopt AS transparent case with corrosion prevention, high strength and beautiful appearance, the internal structure and state of battery can be directly observed via transparent case.
- Separator: the combined separator of multi-hole corrugated plastic plate and micro-bore rubber separator have bigger electrolyte storage space, which enhances dispersion speed of electrolyte, greatly reduces internal resistance of battery and prevents dendrite short circuit after deep discharge.
- Terminal sealing: the built-in copper-core lead-based terminal post has strong current carrying capacity and corrosion resistance. The unique terminal post sealing structure can effectively eliminate the stress which is generated due to plate extension, leakage is avoided, sealing reliability of terminal post is ensured and service life of battery is greatly increased.
- Acid resistant bolt: adopt special funnel-shaped acid resistant bolt which can filter acid fume and prevent flame, the density and temperature of electrolyte can be measured directly, use is safe and maintenance is convenient.

Discharge current at different final voltages and different discharge rates unit: A (25°C, 77°F)

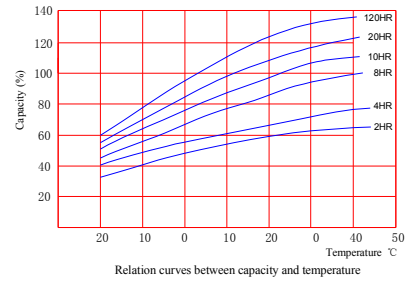
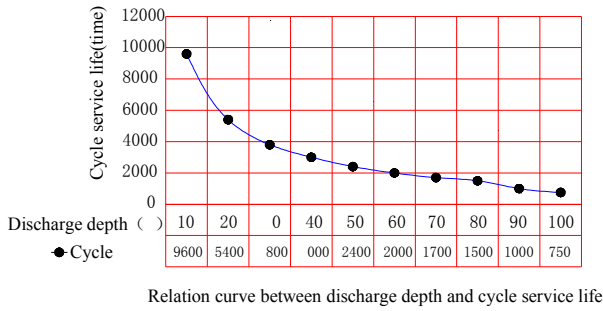
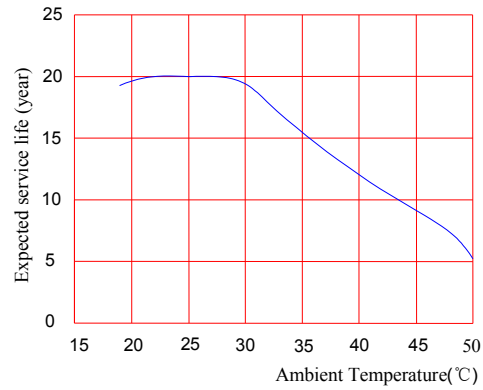
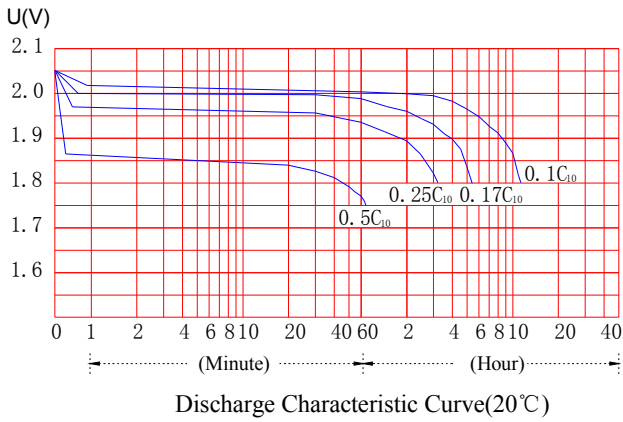
	5min	10min	15min	30min	45min	1hr	1.5hr	2hr	3hr	4hr	5hr	8 hr	10 hr	20hr	100 hr	120hr
1.90V	258	235	214	210	198	194	162	151	113	96	83	62	55	30.5	8.23	6.89
1.85V	279	270	268	261	228	220	187	167	126	105	92	66	57	33.55	8.66	7.25
1.80V	409	390	388	333	267	262	192	183	151	120	104	74	62	35.22	8.96	7.50
1.75V	490	468	463	382	304	288	215	198	153	125	107	76	64	36.62	9.19	7.69

Discharge power at different final voltages and different discharge rates unit: W (25°C, 77°F)

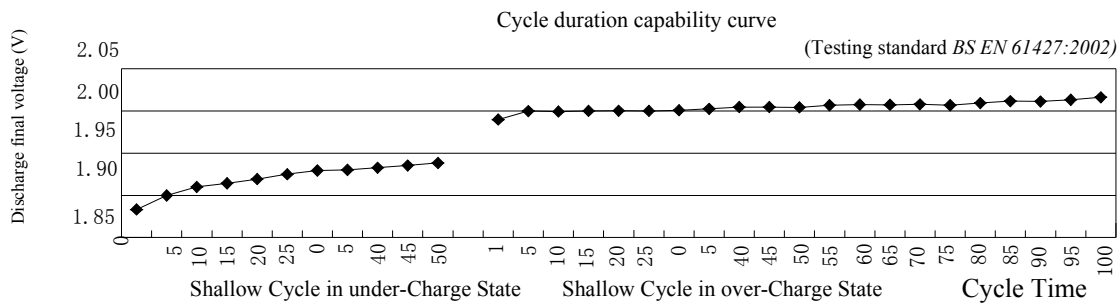
	5min	10min	15min	30min	45min	1hr	1.5hr	2hr	3hr	4hr	5hr	8 hr	10 hr	20hr	100 hr	120hr
1.90V	464	422	379	367	356	345	323	300	247	208	180	130	113	61.00	16.46	13.78
1.85V	501	485	467	456	424	392	366	339	277	230	199	142	122	66.43	17.15	14.36
1.80V	793	756	659	610	562	514	463	411	328	269	227	161	136	69.03	17.56	14.70
1.75V	951	907	675	613	566	518	456	423	347	284	237	163	137	70.68	17.74	14.84



GFX-600 6 OPzS 600



Remark: a) test circumstances: 20-30°C, relative humidity is 50~80percent;
 b) charge mode: electricity of charge is equal to 105~115percent of discharge
 c) residual capacity is 80 percent C₁₀



Free Service Line: +86-4008-899-886
 Fax: +86-25-83176850
 Tel: +86-25-83176860
 E-mail: gjpt@chinashoto.com
 E-mail: joyce.zhong@chinashoto.com
 Web: <http://www.chinashoto.cn/>

Shuangdeng Group promises to provide excellent engineering service for customers, including product solution, installation design and on-site maintenance.

The above data is only taken as reference instead of inspection standard. Additional notification won't be available for parameter change due to improvement and regulation of product. Inspection shall be performed in accordance with standards.

We must make a statement, when the battery service life and safe operating performance is confirmed, the test condition will be stricter; accordingly, the battery shall not be used in these conditions, because it's difficult for battery to reach expected service life.