



GFX-1200 12 OPzS 1200



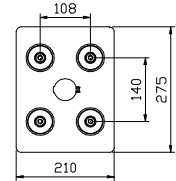
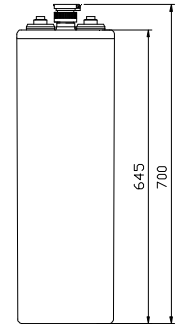
Application:

- Solar and wind power system
- Electric power, nuclear power
- Telecommunication
- UPS
- Marine

Features of performance application

- ✚ Designed service life of 22 years
- ✚ Supplement water period is 0.25-1 year (normal) 1-2 year (choose water content recombination valve)
- ✚ High cycle service life
- ✚ Wide operation temperature range
- ✚ Excellent deep cycle performance
- ✚ Superior low current discharge performance
- ✚ Better safety performance and reliability
- ✚ Modular and installation design
- ✚ Performance/price ratio is high and yearly operating cost is low
- ✚ Environmental friendly

Rated voltage	2 V
Capacity@ 25°C(77°F)	1200Ah @ 10hr to 1.80V per cell
Weight	Without electrolyte: about 68 kg (149.6 lb) With electrolyte: about 92 kg (202.4 lb)
electrolyte density (charged)	1.240±0.01g/cm ³ (20°C) (68°F)
Reference internal resistance (charged)	About 0.34mΩ@ 25°C(77°F)
Short-circuit current	About 5706A (0.1S reference value)
Max discharge current	3600A (5sec)
Self-discharge	< 10% 90 days @ 25°C (77°F)
Temperature range	Application: -20°C ~ 50°C (-4°F ~ 122°F) Storage: 0°C ~ 20°C (32°F ~ 68°F) Recommendation: 20°C ~ 25°C (68°F ~ 77°F)
Max charge current	180A
Charge voltage @ 25°C(77°F)	Float charge: 2.23V, average charge: 2.35V Temperature compensation factor: -3 mV/°C
Terminal output	M10 copper terminal (HPb59-1)



Execution standard:

IEC60896-11 DIN40736
BS EN 61427-2002
GB/T13337.1

Q/321284KCC 03-2006

Authentication and certificate:
Certificate of Qualification on Perfecting Measurement & Measuring System

GB/T19022-2003

ISO10012:2003、IDT

Quality Management System

Authentication

GB/T19001-2000

NO.03006Q10002R0M-2

Environmental Management System

Authentication

ISO 14001:2004

NO.010607E2024R1M-2

Occupational Health Management

System Authentication

GB/T28001-2001

NO.010607S10147R0M-2

CE authentication

EN 61000-6-3:2001+A11:2004

EN 61000-6-1:2001

National Industrial Product Production

License

XK06-044-00012



Structure features of Shuangdeng GFX series acid-proof stationary battery:

- Plate: positive plate adopts tubular type plate which can effectively prevent active substance falling, positive plate frame is made of complex alloy, the alloy crystal particle is tiny and dense, the corrosion-resisting performance is good and service life is long. The negative plate adopts pasted plate, grid adopts radiated structure, which enhances utilization ratio of active substance and discharge capability of strong current; moreover, the charge reception capability is strong.
- Battery case: adopt AS transparent case with corrosion prevention, high strength and beautiful appearance, the internal structure and state of battery can be directly observed via transparent case.
- Separator: the combined separator of multi-hole corrugated plastic plate and micro-bore rubber separator have bigger electrolyte storage space, which enhances dispersion speed of electrolyte, greatly reduces internal resistance of battery and prevents dendrite short circuit after deep discharge.
- Terminal sealing: the built-in copper-core lead-based terminal post has strong current carrying capacity and corrosion resistance. The unique terminal post sealing structure can effectively eliminate the stress which is generated due to plate extension, leakage is avoided, sealing reliability of terminal post is ensured and service life of battery is greatly increased.
- Acid resistant bolt: adopt special funnel-shaped acid resistant bolt which can filter acid fume and prevent flame, the density and temperature of electrolyte can be measured directly, use is safe and maintenance is convenient.

Discharge current at different final voltages and different discharge rates unit: A (25°C, 77°F)

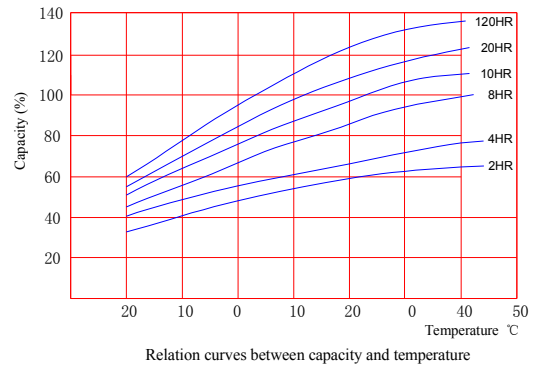
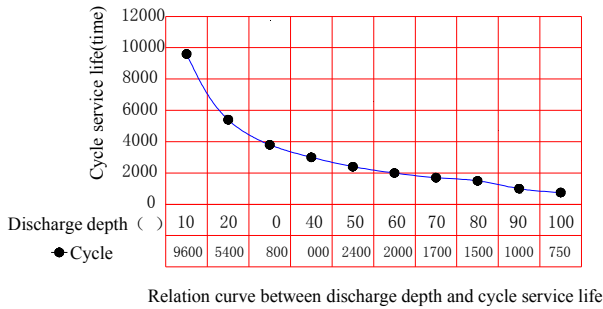
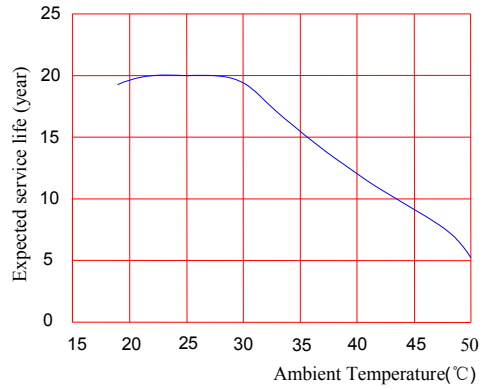
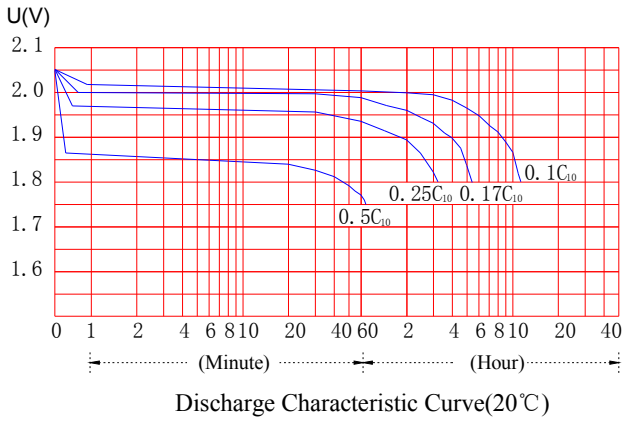
	5min	10min	15min	30min	45min	1hr	1.5hr	2hr	3hr	4hr	5hr	8 hr	10 hr	20hr	100 hr	120hr
1.90V	517	470	428	419	395	388	324	280	227	191	167	124	109	60.83	16.45	13.78
1.85V	558	536	527	518	455	441	373	313	251	211	184	131	114	66.91	17.32	14.50
1.80V	826	792	776	667	561	524	391	386	301	240	208	148	124	70.25	17.93	15.01
1.75V	991	951	921	764	639	597	438	396	306	250	213	150	126	73.06	18.37	15.38

Discharge power at different final voltages and different discharge rates unit: W (25°C, 77°F)

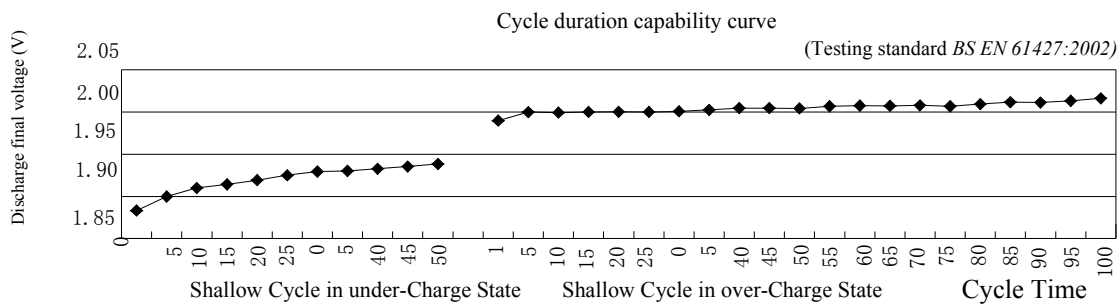
	5min	10min	15min	30min	45min	1hr	1.5hr	2hr	3hr	4hr	5hr	8 hr	10 hr	20hr	100 hr	120hr
1.90V	929	844	757	733	712	690	645	600	493	417	359	261	225	121.7	32.90	27.56
1.85V	1003	962	934	911	848	784	731	677	553	463	397	284	245	132.5	34.29	28.71
1.80V	1602	1537	1318	1220	1125	1029	926	823	656	537	455	320	274	137.7	35.14	29.42
1.75V	1922	1844	1350	1228	1133	1037	912	881	694	568	475	326	276	141.0	35.45	29.68



GFX-1200 12 OPzS 1200



Remark: a) test circumstances: 20-30°C, relative humidity is 50~80percent;
 b) charge mode: electricity of charge is equal to 105~115percent of discharge
 c) residual capacity is 80 percent C₁₀



Free Service Line: +86-4008-899-886
 Fax: +86-25-83176850
 Tel: +86-25-83176860
 E-mail: gjpt@chinashoto.com
 E-mail: joyce.zhong@chinashoto.com
 Web: <http://www.chinashoto.cn/>

Shuangdeng Group promises to provide excellent engineering service for customers, including product solution, installation design and on-site maintenance.

The above data is only taken as reference instead of inspection standard. Additional notification won't be available for parameter change due to improvement and regulation of product. Inspection shall be performed in accordance with standards.

We must make a statement, when the battery service life and safe operating performance is confirmed, the test condition will be stricter; accordingly, the battery shall not be used in these conditions, because it's difficult for battery to reach expected service life.