



GFX-1000 10 OPzS 1000




Application:

- Solar and wind power system
- Electric power, nuclear power
- Telecommunication
- UPS
- Marine

Features of performance application

- ✦ Designed service life of 22 years
- ✦ Supplement water period is 0.25-1 year (normal)
1-2 year (choose water content recombination valve)
- ✦ High cycle service life
- ✦ Wide operation temperature range
- ✦ Excellent deep cycle performance
- ✦ Superior low current discharge performance
- ✦ Better safety performance and reliability
- ✦ Modular and installation design
- ✦ Performance/price ratio is high and yearly operating cost is low
- ✦ Environmental friendly

Rated voltage	2 V
Capacity@ 25°C(77°F)	1000Ah @ 10hr to 1.80V per cell
Weight	Without electrolyte: about 57 kg (125.4 lb) With electrolyte: about 77 kg (169.4 lb)
electrolyte density (charged)	1.240±0.01g/cm3 (20°C) (68°F)
Reference internal resistance (charged)	About 0.37mΩ@ 25°C(77°F)
Short-circuit current	About 5243A (0.1S reference value)
Max discharge current	3000A (5sec)
Self-discharge	< 10% 90 days @ 25°C (77°F)
Temperature range	Application: -20°C ~ 50°C(-4°F ~ 122°F) Storage: 0°C~20°C(32°F~68°F) Recommendation: 20°C~25°C(68°F~77°F)
Max charge current	150A
Charge voltage @ 25°C(77°F)	Float charge: 2.23V, average charge: 2.35V Temperature compensation factor: -3 mV/°C
Terminal output	M10 copper terminal (HPb59-1)



Execution standard:

IEC60896-11 DIN40736
BS EN 61427-2002
GB/T13337.1

Q/321284KCC 03-2006

Authentication and certificate:

Certificate of Qualification on Perfecting Measurement & Measuring System

GB/T19022-2003

ISO10012:2003、IDT

Quality Management System

Authentication

GB/T19001-2000

NO.03006Q10002R0M-2

Environmental Management System

Authentication

ISO 14001:2004

NO.010607E2024R1M-2

Occupational Health Management

System Authentication

GB/T28001-2001

NO.010607S10147R0M-2

CE authentication

EN 61000-6-3:2001+A11:2004

EN 61000-6-1:2001

National Industrial Product Production

License

XK06-044-00012



Structure features of Shuangdeng GFX series acid-proof stationary battery:

- Plate: positive plate adopts tubular type plate which can effectively prevent active substance falling, positive plate frame is made of complex alloy, the alloy crystal particle is tiny and dense, the corrosion-resisting performance is good and service life is long. The negative plate adopts pasted plate, grid adopts radiated structure, which enhances utilization ratio of active substance and discharge capability of strong current; moreover, the charge reception capability is strong.
- Battery case: adopt AS transparent case with corrosion prevention, high strength and beautiful appearance, the internal structure and state of battery can be directly observed via transparent case.
- Separator: the combined separator of multi-hole corrugated plastic plate and micro-bore rubber separator have bigger electrolyte storage space, which enhances dispersion speed of electrolyte, greatly reduces internal resistance of battery and prevents dendrite short circuit after deep discharge.
- Terminal sealing: the built-in copper-core lead-based terminal post has strong current carrying capacity and corrosion resistance. The unique terminal post sealing structure can effectively eliminate the stress which is generated due to plate extension, leakage is avoided, sealing reliability of terminal post is ensured and service life of battery is greatly increased.
- Acid resistant bolt: adopt special funnel-shaped acid resistant bolt which can filter acid fume and prevent flame, the density and temperature of electrolyte can be measured directly, use is safe and maintenance is convenient.

Discharge current at different final voltages and different discharge rates unit: A (25°C, 77°F)

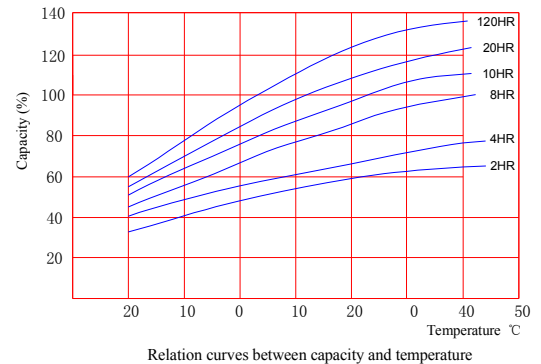
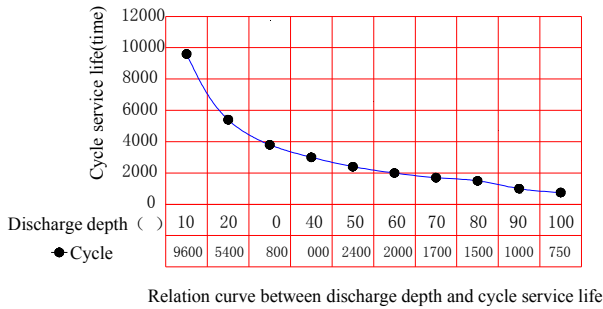
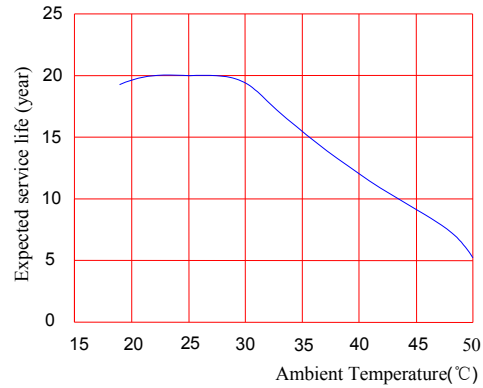
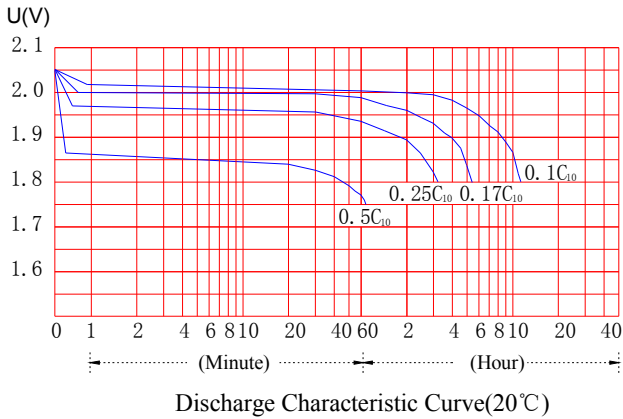
	5min	10min	15min	30min	45min	1hr	1.5hr	2hr	3hr	4hr	5hr	8hr	10hr	20hr	100hr	120hr
1.90V	399	363	330	323	305	299	250	234	189	159	139	103	91	50.41	13.76	11.48
1.85V	431	413	406	404	351	340	288	259	209	176	163	109	95	55.45	14.48	12.08
1.80V	688	660	646	556	444	437	320	305	256	200	173	123	103	58.22	14.99	12.50
1.75V	826	792	768	636	506	487	358	330	265	208	178	125	105	60.55	15.36	12.82

Discharge power at different final voltages and different discharge rates unit: W (25°C, 77°F)

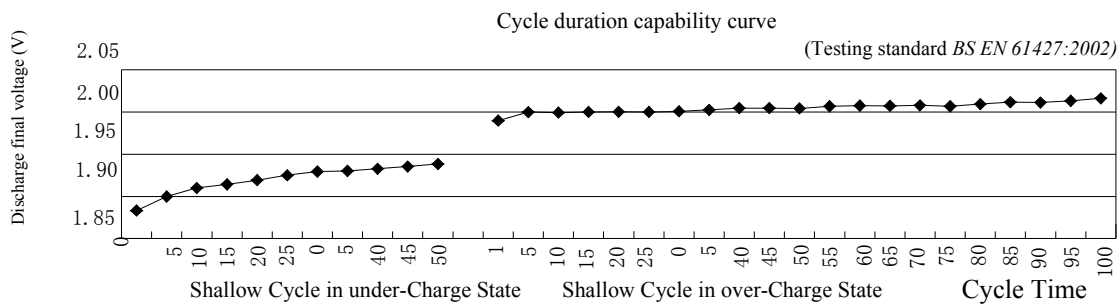
	5min	10min	15min	30min	45min	1hr	1.5hr	2hr	3hr	4hr	5hr	8hr	10hr	20hr	100hr	120hr
1.90V	774	704	632	611	593	575	538	500	411	347	298	217	188	100.8	27.52	22.96
1.85V	836	802	779	759	707	654	610	565	430	386	331	237	204	109.8	28.67	23.92
1.80V	1335	1281	1098	1016	937	857	771	685	547	447	378	267	227	114.1	29.38	24.50
1.75V	1602	1537	1126	1023	944	864	760	712	579	473	395	271	229	116.9	29.64	24.74



GFX-1000 10 OPzS 1000



Remark: a) test circumstances: 20-30°C, relative humidity is 50~80percent;
 b) charge mode: electricity of charge is equal to 105~115percent of discharge
 c) residual capacity is 80 percent C₁₀



Free Service Line: +86-4008-899-886

Fax: +86-25-83176850

Tel: +86-25-83176860

E-mail: gjpt@chinashoto.com

E-mail: joyce.zhong@chinashoto.com

Web: <http://www.chinashoto.cn/>

Shuangdeng Group promises to provide excellent engineering service for customers, including product solution, installation design and on-site maintenance.

The above data is only taken as reference instead of inspection standard. Additional notification won't be available for parameter change due to improvement and regulation of product. Inspection shall be performed in accordance with standards.

We must make a statement, when the battery service life and safe operating performance is confirmed, the test condition will be stricter; accordingly, the battery shall not be used in these conditions, because it's difficult for battery to reach expected service life.