



GFMJ-3000 24 OPzV 3000

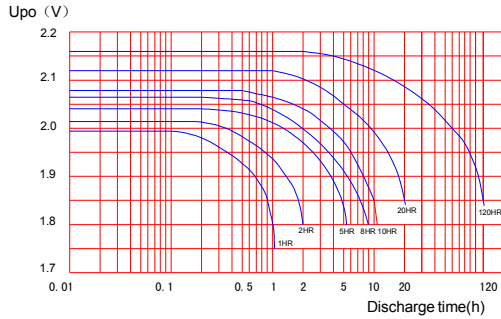


Figure 1 Discharge characteristic curve (20°C)

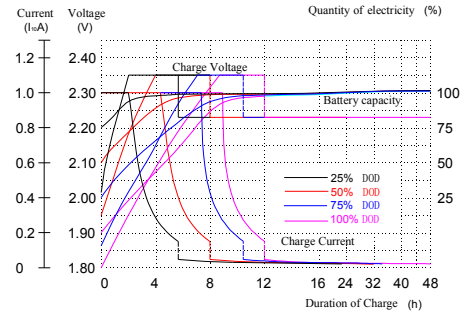


Figure 2 Constant voltage charge characteristic curve

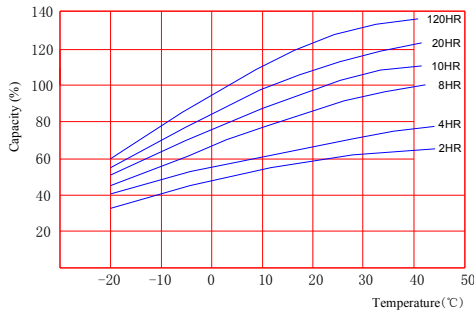


Figure 3 Relation curves between capacity and temperature

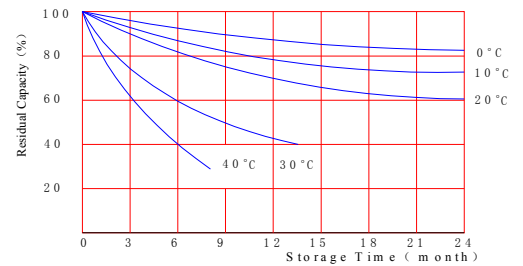


Figure 4 Self-discharge characteristic curve

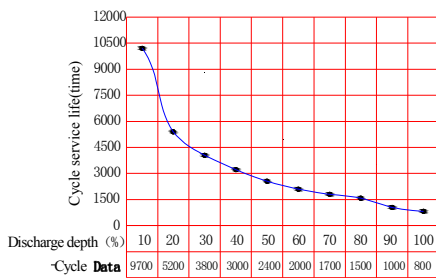


Figure 5 Relation curve between discharge depth and cycle service life

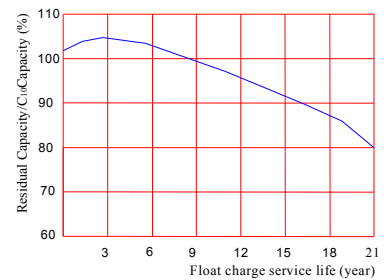


Figure 6 Relation curve between float charge service life and residual capacity

- Remark: a) test circumstances: 20-30°C, relative humidity is 50~80percent;
 b) charge mode: electricity of charge is equal to 105~115percent of discharge
 c) residual capacity is 80 percent C₁₀

Free service line: +86-4008-899-886
 FAX: +86-25-83176850
 Tel: +86-25-83176860
 E-mail: gjpt@chinashoto.com
 E-mail: joyce.zhong@chinashoto.com
 Web: <http://www.chinashoto.cn/>

Shuangdeng Group promises to provide excellent engineering service for customers, including product solution, installation design and on-site maintenance.

The above data are only taken as reference instead of inspection standard. Additional notification won't be available for parameter change due to improvement and regulation of product. Inspection shall be performed in accordance with standards.

We must make a statement, when the battery service life and safe operating performance is confirmed, the test condition will be stricter; accordingly, the battery shall not be used in these conditions, because it's difficult for battery to reach expected service life.