

***FURUKAWA ELECTRIC***  
*6-1, Marunouchi 2-chome, Chiyoda-ku,*  
*Tokyo 100-8322, Japan*

*No. FA-KL4303*

***Specification***  
***for***  
**Loose Tube Fiber Optic Cable**  
**(Single Jacket, G.655C)**

*August 2004*

1. General

This specification describes the construction and properties of loose tube fiber optic cable for duct or lashing aerial application. Optical fiber used in this cable is in compliance with ITU-T recommendation G.655.C.

2. Construction

- 2.1 Optical fiber : Table 1
- 2.2 Loose tube : Table 2
- 2.3 Cable : Table 3 and Fig. 1
- 2.4 Color code : Table 4

3. Characteristics

- 3.1 Optical properties of the optical cable : Table 5
- 3.2 Mechanical and Environmental properties of optical cable : Table 6
- 3.3 Mechanical and Environmental characteristics of optical cable : Table 7

4. Sheath printing

The following shall be printed on the cable sheath in one meter intervals:  
Manufacturer name, Year of manufacture, Length of markings in one meter intervals

5. Packing

5.1 Drum

The cable will be delivered in the length required on a wooden drum.

5.2 Cable end

The running end shall be fitted with a suitable cap, or pulling grip or eye by customer's request and the other end shall be fitted with a suitable cap.

Table 1. Construction of optical fiber

Item			Specification
Type			Non-zero dispersion-shifted Single-mode
Material	Core		Doped silica
	Cladding		Silica
	Primary	Inner layer	UV curable acrylate
	Coating	Outer layer	UV curable acrylate
Mode field diameter			$8.4 \pm 0.6\mu\text{m}$
Core concentricity error			Max. $0.8\mu\text{m}$
Cladding diameter			$125 \pm 1\mu\text{m}$
Cladding non-circularity			Max. 2%
Colored fiber diameter			$250 \pm 15\mu\text{m}$
Identification			Color coding
Proof stress			Min. 0.69GPa

Table 2. Construction of loose tube

Item		Specification	
Optical fiber	Number	Max. 6 / tube	Max. 12 / tube
Filling	Material	Synthetic gel	
Tube	Material	PBT with color coding	
	Diameter	Nominal 2.0 mm	Nominal 2.5 mm
	Color Code	Table 4	

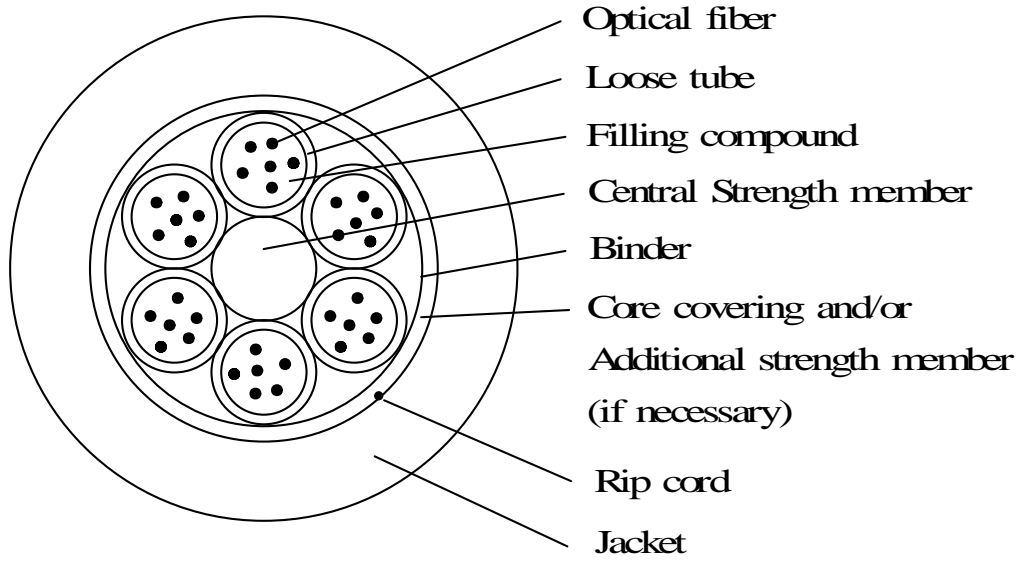
Table 3. Construction of cable

<b>Item</b>		<b>Specification</b>				
Fiber count		1-36	37-72	73-96	97-120	121-144
Loose tube	Spec.	The same as Table 2.				
	Fiber per tube	Max. 6	Max. 12	Max. 12	Max. 12	Max. 12
	Number	1-6	1-6	7-8	9-10	11-12
Filler	Material	Plastic rod, pipe or appropriate filler(s) if necessary				
Central strength member	Material	FRP (coated with plastic material if necessary)				
Binder	Material	Plastic thread(s)				
Water blocking element	Material	Suitable water swellable material				
Core covering (*1)	Material	Plastic tape(s) or Water blocking tape(s) if necessary				
Additional strength member (*1)	Material	Aramid yarn(s) or Fiberglass yarn(s) if necessary				
Ripcord	Material	Plastic thread(s)				
Jacket	Material	MDPE, colored black				
	Thickness	Nominal 1.4 mm				
Cable diameter (approx.)		10.5mm	11.5mm	13.0mm	14.5mm	16.5mm
Cable weight (approx.)		75 kg/km	100 kg/km	125 kg/km	160kg/km	200kg/km
Structure		Fig. 1				

\* Manufacturer may use additional suitable tape(s), thread(s) and / or filler(s) for manufacturer's reason.

\*1 Manufacturer may use suitable core covering or additional strength member if necessary.

36 fiber cable



72 fiber cable

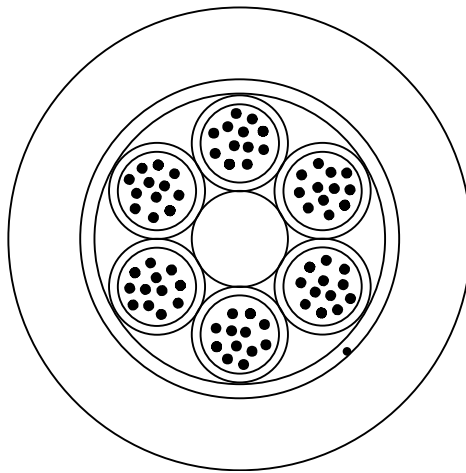
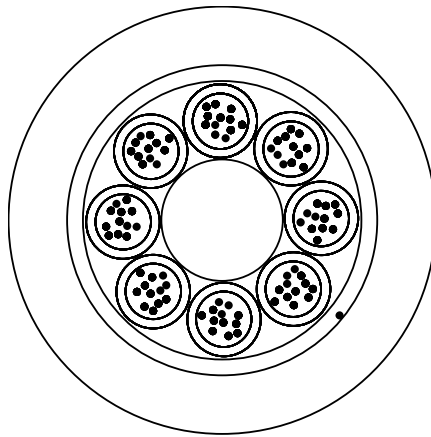


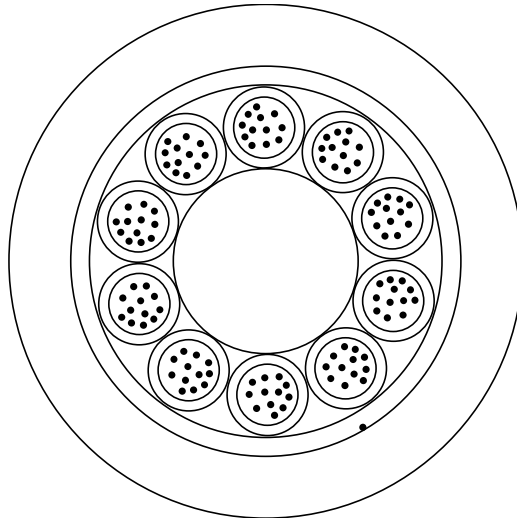
Fig. 1-1 Cross sectional view of optical cable

Not to scale

96 fiber cable



120 fiber cable



144 fiber cable

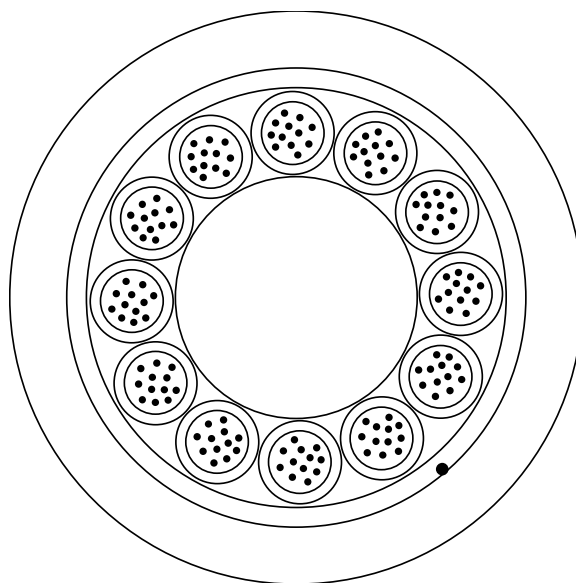


Fig. 1-2 Cross sectional view of optical cable

Not to scale

Table 4. Color code of optical fiber and loose tube

Color code of optical fiber		Color code of loose tube	
Fiber No.	Color code	Tube No.	Color code
1	Blue	1	Blue
2	Orange	2	Orange
3	Green	3	Green
4	Brown	4	Brown
5	Slate	5	Slate
6	White	6	White
7	Red	7	Red
8	Black	8	Black
9	Yellow	9	Yellow
10	Violet	10	Violet
11	Rose	11	Rose
12	Aqua	12	Aqua

Table 5. Optical properties of the optical cable

Item	Specification
Attenuation	$\leq 0.25$ dB/km at 1550 nm $\leq 0.30$ dB/km at 1625 nm
Point discontinuity in attenuation	$\leq 0.1$ dB/km
Macrobend loss performance of optical fiber	Radius: 30 mm, Number of turns: 100, $\leq 0.5$ dB/km at 1550 and 1625nm
Chromatic dispersion coefficient	2.6 - 6.0 ps/nm.km in 1530 - 1565nm 4.0 - 8.9 ps/nm.km in 1565 - 1625nm
D(max) - D(min) in 1530 - 1565nm	$\leq 5.0$ ps/nm.km
Dispersion slope at 1550nm	$\leq 0.05$ ps/nm <sup>2</sup> .km
PMDQ	$\leq 0.2$ ps/km(1/2)
Cable cut-off wavelength	$\leq 1450$ nm

Table 6. Mechanical and Environmental properties of optical cable

Item		Specification
Temperature range	Storage	- 40 - + 75 degree C
	Installation	- 30 - + 60 degree C
	Operation	- 40 - + 70 degree C
Maximum pulling tension		2700 N
Min. bending radius		20 x Cable OD (for dynamic) 10 x Cable OD (for static)

Table 7. Mechanical and Environmental characteristics of optical cable

Cable Test	Test Method	Criteria
Tensile Test	TIA/EIA-455-33A / IEC 60794-1-2-E1A Test sample: Min. 25m Tensile load: Max. pulling tension	Max. attenuation increase ≤0.1 dB at 1550nm
Repeated Bending Test	TIA/EIA-455-104A / IEC 60794-1-2-E6	Max. attenuation increase ≤0.1 dB at 1550nm
Crush Test	TIA/EIA-455-41A / IEC 60794-1-2-E3 Load: 220N/cm	Max. attenuation increase ≤0.1 dB at 1550nm
Impact Test	TIA/EIA-455-25B / IEC 60794-1-2-E4 (7b)	Max. attenuation increase ≤0.1 dB at 1550nm
Twist Test	TIA/EIA-455-85A / IEC 60794-1-2-E7	Max. attenuation increase ≤0.1 dB at 1550nm
Low and High Temperature Bend Test	TIA/EIA-455-37A / IEC 60794-1-2-E11A Temperature: -30 and +60 degree C	Max. attenuation increase ≤0.1 dB at 1550nm
Water Penetration	EIA/TIA-455-82B / IEC 60794-1-2-F5B	No flow after 24 hours from one meter length of cable
Temperature Cycling	TIA/EIA-455-3A / IEC 60794-1-2-F1 Temperature range: -40 - +70 degree C	Max. attenuation increase ≤0.1 dB/km at 1550nm

- End of Specification -